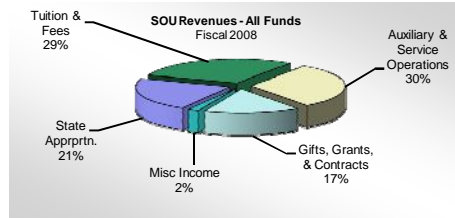


Southern Oregon University Economic Impact Data - 2008

Revenue Categories (FY 2008 actuals)

	Total
State Appropriation	\$18,794,362
Tuition & Fees	\$24,613,937
Auxiliary & Service Operations	\$25,684,739
Gifts, Grants, & Contracts	\$14,008,933
Misc Income	<u>\$1,624,259</u>
Total	\$84,726,230



Selected Expenditures (FY 2008 actuals)

	Total	Oregon Only	Jackson & Josephine
Capital Expenses	\$7,443,830	\$7,040,721	\$6,872,590
Vendor Payables (excl. capital expense)	\$14,497,878	\$7,755,370	\$6,174,719
Travel†	\$720,121	\$287,029	
Payroll	\$32,083,910		
Other Payroll Expenses	\$15,285,730		
Scholarships	\$2,887,752		

† reflects all travel expenses (Total) vs. in-state travel expenses (Oregon Only)

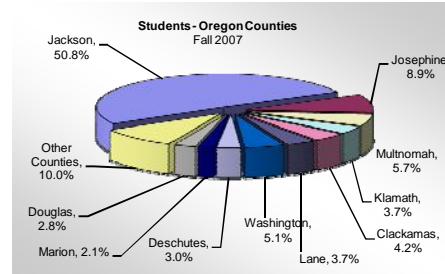
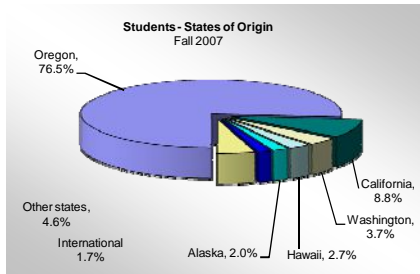
Employment (AY 07/08 data)

	Fall	Winter	Spring	Summer
Headcount	757	725	752	510
FTE	618	618	650	482

counts exclude temps, students, and irreg. empl. agreements

Enrollment (AY 07/08 data)

	Headcount	FTE
Fall	4836	3766
Winter	5267	3909
Spring	5070	3740
Smmr	1540	807



Financial Aid Packaging (AY 07/08 data)

	Fall	Winter	Spring	Summer	Total
	\$11,010,459	\$10,535,038	\$10,196,240	\$2,481,213	\$34,222,950

amounts excludes college work study awards

Other Economic Impacts to Consider (note: data not updated for FY 2008 impact)

Student Discretionary Spending - Residential	\$ 2,116,800, based on \$2,352/yr for 900 students living on campus
Student Discretionary Spending - Commuter	\$25,461,000, based on \$6,210/yr for 4100 students living off campus
SOU Graduate's Employment Locale	83% Oregon, 66% Jackson & Josephine - Bach. Grad. Survey, Class of 2005
Fine & Performing Arts - Theatre	~2150 ticket sales to community members for six Theatre productions in 06/07
Fine & Performing Arts - Music	not quantified yet
Fine & Performing Arts - Art	not quantified yet
Fine & Performing Arts - Museum	~1000 visits by community member covering five exhibits per year
American Band College	~225 attendees from 40 different states for three weeks each summer
Youth Programs	~1500 enrolled in classes, workshops, & residential camps in 05/06
ELS Language Center	~30 intl. students enrolled each year, of those 1/2 take additional SOU classes
Community Based Activities	~1300 registrants in community based education courses in 05/06
Internships & Capstones	not quantified yet
Lectures, Seminars, SOU Hosted Conf	not quantified yet
Previews and Orientation	~200 prospective students and 300 guests (avg) attending six times a year
Graduation Ceremony	~700 degrees conferred and 1750 guests (avg) attending commencement
Career Development Fairs	~100 companies represented in four main events and 865 students participating