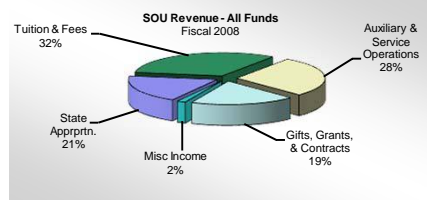


Southern Oregon University Economic Impact Data - 2009

Revenue Categories (FY 09/10 actuals)

	Total
State Appropriation	\$16,778,448
Tuition & Fees	\$28,355,475
Auxiliary & Service Operations	\$24,482,364
Gifts, Grants, & Contracts	\$16,826,991
Misc Income	\$1,395,476
Total	\$87,838,754



Selected Expenditures (FY 09/10 actuals)

	Total	Oregon Only	Jackson & Josephine
Capital Expenses	\$876,973	\$524,453	\$76,283
Vendor Payables (excl. capital expense)	\$13,555,877	\$6,829,923	\$5,102,842
Travel†	\$795,438	\$298,540	
Payroll	\$32,864,229		
Other Payroll Expenses	\$15,474,074		
Scholarships*	\$3,366,572		

† reflects all travel expenses (Total) vs. in-state travel expenses (Oregon Only)

* reflects SOU funds used for scholarships and excludes federal, state, and private sector scholarships

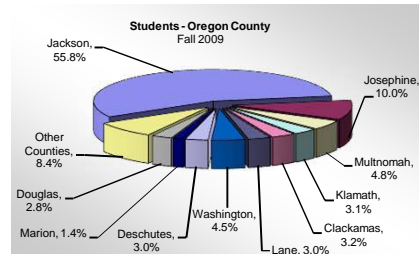
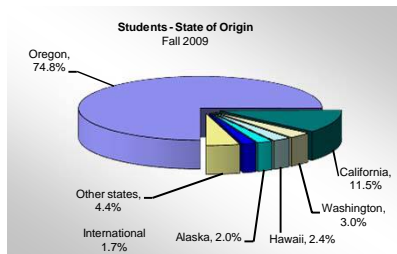
Employment (AY 09/10 data)

	Fall	Winter	Spring	Summer
Headcount	763	744	763	na
FTE	647.7	617.5	640.9	na

counts exclude temps, students, and irreg. empl. agreements

Enrollment (AY 09/10 data)

	Headcount	FTE
Fall	5103	3929
Winter	5644	4095
Spring	5383	3938
Smmr	1984	1062



Financial Aid Packaging † (AY 09/10 data)

	Fall	Winter	Spring	Summer	Total
	\$14,875,165	\$14,446,678	\$13,912,687	\$2,848,463	\$46,082,993

† amounts exclude college work study awards

Other Economic Impacts to Consider (note: data not updated for FY 09/10 impact)

Student Discretionary Spending - Residential	\$ 2,380,500, based on \$2,645*/yr for 900 students living on campus
Student Discretionary Spending - Commuter	\$30,035,500, based on \$6,985**/yr for 4300 students living off campus
SOU Graduate's Employment Locale	83% Oregon, 66% Jackson & Josephine - Bach. Grad. Survey, Class of 2005
Fine & Performing Arts - Theatre	~2150 ticket sales to community members for six Theatre productions in 06/07
Fine & Performing Arts - Music	
Fine & Performing Arts - Art	
Fine & Performing Arts - Museum	~1000 visits by community member covering five exhibits per year
Youth Programs	~1500 enrolled in classes, workshops, & residential camps in 05/06
Community Based Activities	~1300 registrants in community based education courses in 05/06
Internships & Capstones	
Lectures, Seminars, SOU Hosted Conf	
Previews and Orientation	~200 prospective students and 300 guests (avg) attending six times a year
Graduation Ceremony	~700 degrees conferred and 1750 guests (avg) attending commencement
Career Development Fairs	~100 companies represented in four main events and 865 students participating

* used 3 years of 4% CPI increase over \$2352 to arrive at \$2645.

** used 3 years of 4% CPI increase over \$6210 to arrive at \$6985.

items in grey above are not updated for AY 09/10 data